

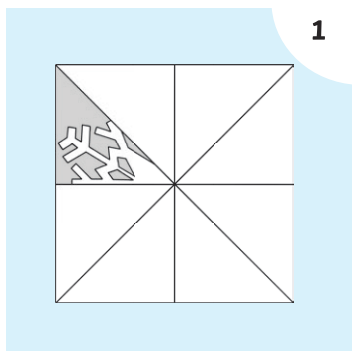
Paper Snowflake 2

You will need:

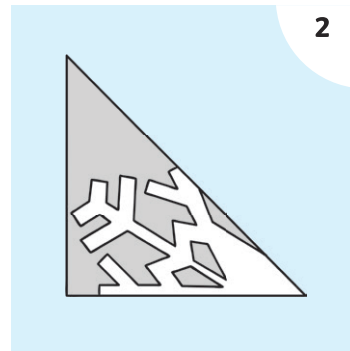
- Snowflake Template 2
- Scissors



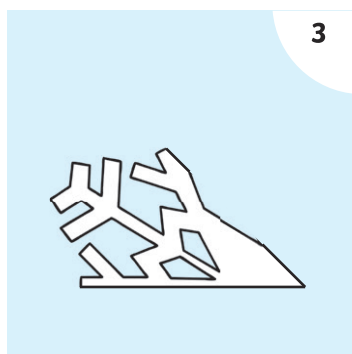
Instructions




1 Cut out the square.



2 Fold on the black lines and have the pattern facing up.



3 Cut away the grey parts of the pattern.



4 Open up the paper and admire your snowflake!

Snowflake Template 2

