
















Year 4	French	Unit 1: Le corps
Key vocabulary:	Crucial Knowledge	Phonics
<p>la tête – the head </p> <p>les yeux – the eyes </p> <p>le nez – the nose </p> <p>les oreilles – the ears </p> <p>la bouche – the mouth </p> <p>les dents – the teeth </p> <p>le pied – the feet </p> <p>la jambe – the legs </p> <p>la main – the hand </p> <p>le bras – the arms </p>	<p>1. Learn and remember key vocabulary for the face and body (above)</p> <p>2. Children understand the rule for plural nouns If the word ends in e or t add an s if it ends in s or z it stays the same</p> <p>3. Begin to understand that French nouns have a gender Words that go with 'le' are masculine Words that go with 'la' are feminine</p> <p>4. Begin to understand that adjectives should agree with the gender and number of the noun Some colours have a masculine and feminine spelling Some colours need to be made plural if the noun is plural</p> <p>5. Write the above vocabulary with correct spelling using a sentence builder or word bank.</p> <p>6. Speak with increasingly accurate pronunciation</p>	<p>New phonics:</p> <div data-bbox="1478 287 1780 510">  </div> <div data-bbox="1814 287 2116 510">  </div> <p>Recall phonics:</p> <div data-bbox="1478 702 1780 917">  </div> <div data-bbox="1814 702 2116 917">  </div> <div data-bbox="1478 933 1780 1157">  </div>