

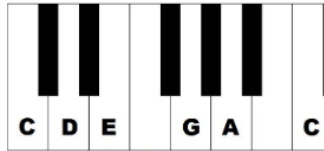

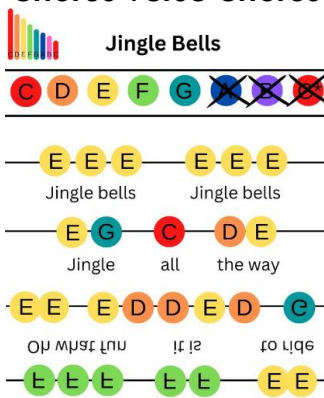











Year 4 Music								
Rhythms, structure and dynamics								
Crucial Knowledge & Skills	Interrelated Dimensions of Music	Formal Notation & Graphic Scoring	Key Vocabulary					
<ul style="list-style-type: none"><li>Describing the timbre of sounds and representing them with symbols.</li><li>Representing and interpreting music from a graphic score</li><li>Composing music using a graphic score.</li><li>Performing music from a graphic score in an ensemble,</li><li>Appraising music with an awareness of timbre, dynamics and tempo.</li><li>Playing the C major scale</li><li>Playing rhythmic &amp; melodic patterns using the pentatonic scale.</li><li>Playing the chorus of 'Jingle Bells' on boomwhackers, following traditional notation.</li><li>Singing songs in unison with clear diction and musical expression and with an awareness of audience.</li></ul>	<ul style="list-style-type: none"><li><b>Pitch</b> – High and low notes</li><li><b>Duration</b> – long &amp; short sounds</li><li><b>Timbre</b> – sound quality</li><li><b>Tempo</b> – fast &amp; slow</li><li><b>Dynamics</b> – loud &amp; soft</li></ul>	<b>Anna Clyne's Night Ferry Graphic Score</b>  <b>Notes in the C Major scale – CDEFGABC.</b>  C D E F G A B C <b>Notes in a pentatonic scale – CDEGA</b> <b>C Major Pentatonic Scale</b> 	<b>Rhythmic patterns</b> <b>Syllables</b> <b>Ensemble</b> – a small musical group  <b>Structure – verse chorus verse chorus</b> 					
	<b>Technical Terms</b> <b>Duration</b> - quavers, crotchets, and rests (simple time – 4/4) <b>Tempo</b> – andante, allegro <b>Largo</b> – slow <b>Vivace</b> – lively <b>Dynamics</b> – <i>piano p</i> , <i>forte f</i> , <i>pianissimo pp</i> , <i>fortissimo ff</i> , <b>Treble clef</b> – higher pitch notes <b>Pentatonic scale</b> – 5 note scale <b>Graphic score</b> – representing sounds with symbols	<table><tr><th>Crotchet (1 beat)</th><th>Crotchet rest</th><th>Quaver beats</th></tr><tr><td></td><td></td><td></td></tr></table>	Crotchet (1 beat)	Crotchet rest	Quaver beats			
Crotchet (1 beat)	Crotchet rest	Quaver beats						
								
Key Concepts								
Singing	Listening	Appraising	Musicianship					
Singing songs clearly and expressively in unison, with awareness of the audience. Performing a song using Makaton sign language.	Identifying a steady pulse, differences in timbre, changes in duration (rhythm) and pitch.	Analysing the tempo and dynamic changes within music.	Using a range of instruments correctly to produce quality sounds with a clear sense of beat and rhythm. Practising and performing solo and in ensembles, interpreting and creating graphic scores using accurate symbols.					