









Year 3 Computing (Basic Skills): Welcome to the Junior School!			
Crucial Knowledge & Skills		Key Concepts	Other Key Vocabulary
Start up and shut down the Computer safely		<p>Computing Systems & Networks</p>  <p>We'll learn how a computer takes in information (input), works with it (process), and gives us results (output). We'll explore how people use technology, how computers connect and share things using the Internet, and how smart machines (like robots and AI) can help us in everyday life.</p>	<p>Backspace/Delete – A key that erases letters or words you don't want.</p> <p>Central Processing Unit (CPU) – The “brain” of the computer that thinks and tells the computer what to do.</p> <p>Clicking/Double-clicking – Pressing the button on the mouse one time or two times very quickly to choose or open something.</p> <p>Desktop – The main screen you see when you turn on the computer. It can have pictures, icons, and shortcuts to things you use.</p> <p>Dragging – Holding down the mouse button and moving the mouse to move something on the screen to a new spot.</p> <p>Enter – A key you press to make the computer do something, like start a new line or choose something.</p> <p>Keyboard – A set of buttons (keys) you press to type letters, numbers, and symbols.</p> <p>Microphone – A device that lets the computer hear your voice or other sounds.</p> <p>Monitor/Screen – The part of the computer that looks like a TV. It shows you pictures, games, videos, and what you are doing.</p> <p>Mouse – A small tool you move with your hand to move the arrow (cursor) on the screen and click on things.</p> <p>Spacebar – The long key at the bottom of the keyboard that makes a space between words when you're typing.</p> <p>Speakers – These play sounds or music from the computer so you can hear them.</p> <p>Start Menu – A list that pops up when you click the Start button. It helps you find games, apps, settings, and other things on the computer.</p> <p>Taskbar – The bar at the bottom of the screen. It shows the time and the programs you are using or have open.</p> <p>Webcam – A tiny camera that shows your face or what's in front of it on the screen.</p>
Use a simple password when logging on			
Learn how to hold and move the mouse. To know how to click, double-click and drag items around a screen			
Learn how to open a basic program and close it properly.			
Learn how to close a window.			
Identify the desktop, taskbar, and Start menu.		<p>Safety and Security</p>  <p>We'll learn about the dangers that can happen when using computers and the Internet, and how to keep ourselves and our devices safe. We'll also learn about important online safety rules to help protect everyone.</p>	
Use the keyboard for basic typing Know how to use capital letters on a keyboard	