

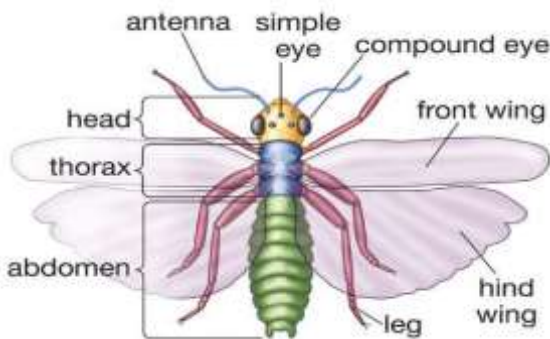

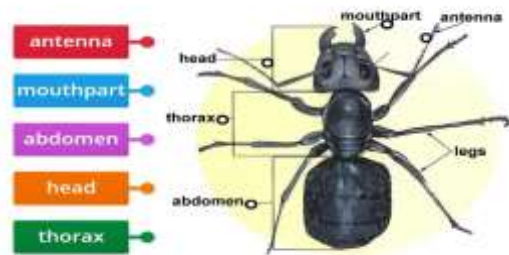

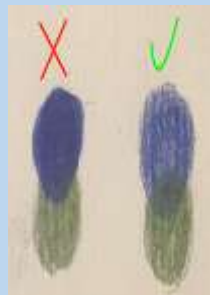




Subject ART		Title Drawing Insects		
Skills		Knowledge	Vocabulary	
outline	<div>soft</div>  <div>hard</div> 		<b>Head</b> <b>thorax</b> – upper body <b>abdomen</b> – lower body <b>antenna</b> – sensory organs used for touch and smell <b>mouth parts</b> <b>mandibles</b> - jawbone <b>compound eyes</b> – eye made of many visual units <b>hexapoda</b> – animals with 6 legs <b>exoskeleton</b> – hard layer on outside of a creature’s body <b>class insecta</b> – classification of an insect <b>Naturalist</b> – a person who studies living things <b>Biodiversity</b> – rich variety of life forms and that living things depend on their environment	<b>detailed study</b> – observing a detail closely <b>soft outline</b> – the first stage of a sketch <b>hard outline</b> – the second stage of a sketch <b>realistic</b> – looking real <b>layering colour</b> - building colours on top of one another <b>burnishing</b> – making layered colours look opaque and solid <b>4b</b> – a pencil of medium darkness/softness
detailed study				
layering colour	 	<div>Maria Sybilla Merian 1647 – 1717 German naturalist illustrator. who worked in watercolours.</div>  	<b>Recall: Can you remember what these words mean?</b> 2b 6b graphite cartridge paper observation outline mark making shading cross hatching tone hatching stippling	line tone detail  legacy – <i>recall this word from Y3 Ancient Greece topic</i>
burnishing colour	